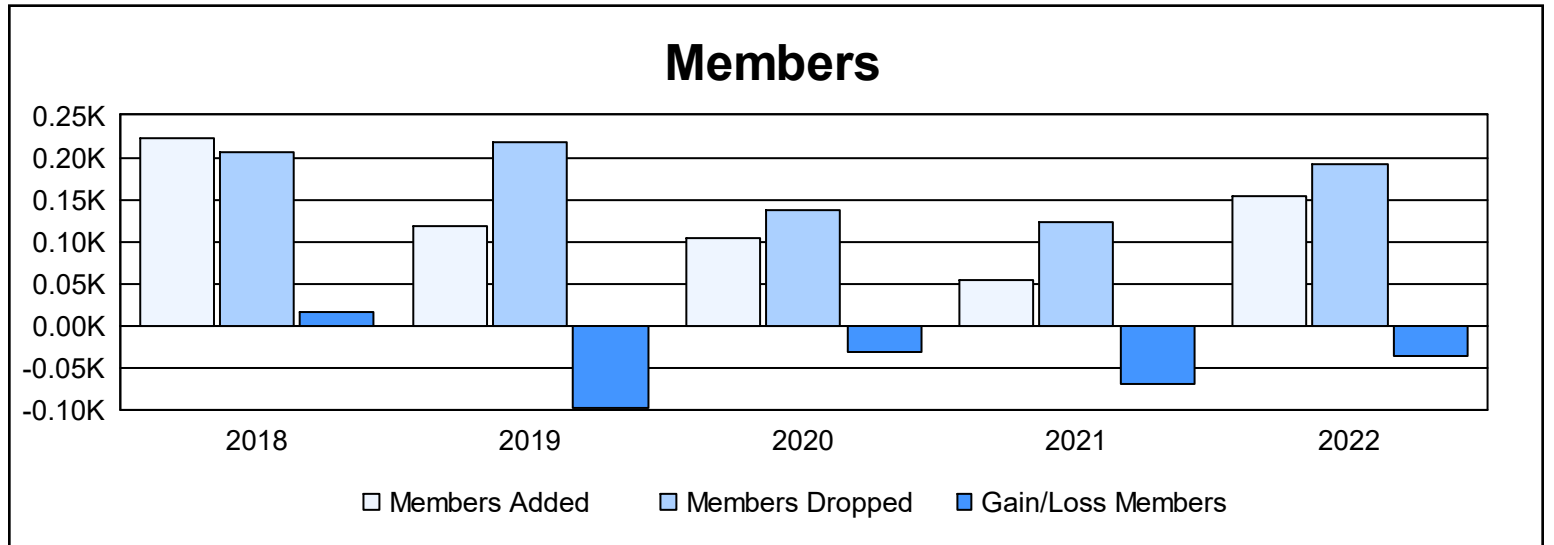
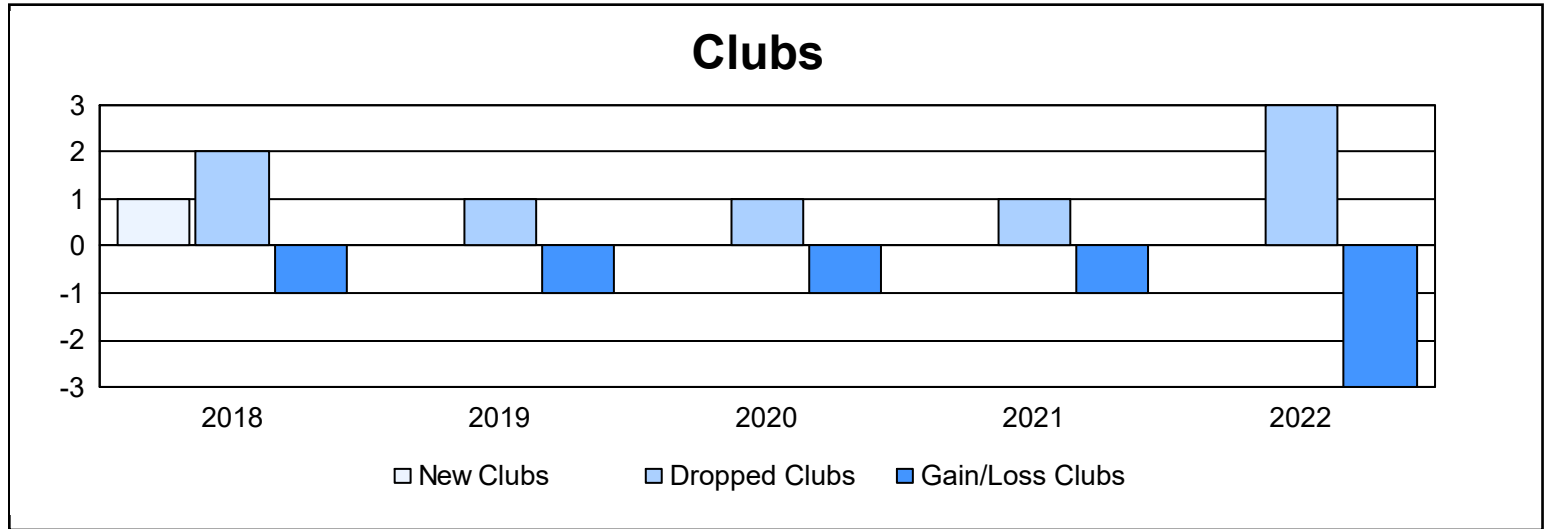
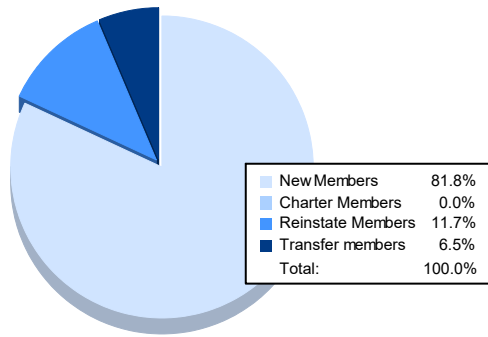


| Year           | New Clubs | Dropped Clubs | Gain/ Loss Clubs | New Members | Charter Members | Reinstate Members | Transfer Members | Total Member Added | Total Members Dropped | Gain/ Loss Members |
|----------------|-----------|---------------|------------------|-------------|-----------------|-------------------|------------------|--------------------|-----------------------|--------------------|
| 2017-2018      | 1         | 2             | -1               | 171         | 25              | 14                | 13               | 223                | 206                   | 17                 |
| 2018-2019      | 0         | 1             | -1               | 101         | 1               | 6                 | 10               | 118                | 217                   | -99                |
| 2019-2020      | 0         | 1             | -1               | 99          | 0               | 3                 | 2                | 104                | 136                   | -32                |
| 2020-2021      | 0         | 1             | -1               | 47          | 0               | 3                 | 4                | 54                 | 123                   | -69                |
| 2021-2022      | 0         | 3             | -3               | 126         | 0               | 18                | 10               | 154                | 191                   | -37                |
| <b>Average</b> | <b>0</b>  | <b>2</b>      | <b>-1</b>        | <b>109</b>  | <b>5</b>        | <b>9</b>          | <b>8</b>         | <b>131</b>         | <b>175</b>            | <b>-44</b>         |



### Membership Composition June 2022 Cumulative



### Gender Composition June 2022 Cumulative

